

READING

skills

K

Kindergarten

an

— an

— an

_ at

_ at

_ at



c _ _ w



p _ _ g



h _ _ n



d _ _ c k

Table of Contents

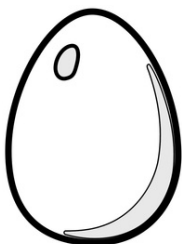



Kindergarten Reading Essentials

Beginning Sounds: A to E
Beginning Sounds: F to J
Beginning Sounds: K to O
Beginning Sounds: P to T
Beginning Sounds: U to Z
Word Search: A B C
Play Time! Word Completion
 Missing Vowels #1
 Missing Vowels #2
Which One Doesn't Belong?
 Meet the "an" Family
 Word Family Match #1
 Rhyme Time!
 Rhyming Raindrops
 Word Family Match #2
 Word Changer #1 #1
 Word Changer #1 #2
 Letter Binfo
 Letter Roll

Certificate of Completion

Beginning Sounds

Draw a line matching each picture with the letter that makes its beginning sound.



A

B




C

D

E

Beginning Sounds

Draw a line matching each picture with the letter that makes its beginning sound.



F

G






H

I

J

Beginning Sounds

Draw a line matching each picture with the letter that makes its beginning sound.



K

L




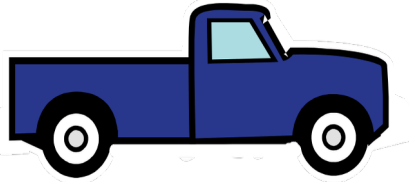
M

N

O

Beginning Sounds

Draw a line matching each picture with the letter that makes its beginning sound.



P

Q

R

S

T

Beginning Sounds

Draw a line matching each picture with the letter that makes its beginning sound.



U

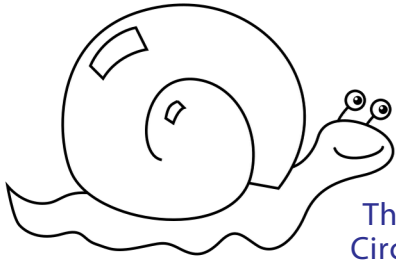
V

W

X


Y

Z





Word Search




Sight Words **away-came**




There are 8 words hidden in the puzzle below.
Circle the words as you find them and then cross
each one off the list on the bottom of the page.
Then color in the art!



b	u	h	e	b	l	u	n	e	
b	h	o	a	c	a	m	e	s	w
l	a	h	c	a	h	i	n	f	a
a	a	k	e		b	l	u	e	
c	b	d	u		i	h	a	t	
k	r	b	o		g	e	t	o	
v	o	o	a	v	b	a	h	s	o
a	w	a	y	e	u	n	j	e	b
t	n	i	t	r	t	w	a	d	e
t	e	w	a	c	a	s	a	f	



away be big black
blue brown but came



Play Time!




Say the name of each picture. Which letter will complete the word?

Draw a line connecting the letter to the name of each picture.
Then write the letter in the blank.




ite

t



oy

b



lane

k





oat

p



MISSING VOWELS


There are many vowels hiding in the barn. Can you help the farm animals find the missing vowel in their names?




c _ _ w



p _ _ g




h _ _ n




d _ _ c k

Missing Vowels


Look at the pictures and fill in the missing vowel to complete each word.



v _ _ n



l _ _ g



h _ _ n



e

o

a

Which One Doesn't Belong?


Look at the five pictures below and cross out the one which does not rhyme.




Meet the "ban" Family

Look at the pictures and fill in the missing letter to complete each word.


— a



— n



— a



RHYME TIME!

Draw lines to connect the words that rhyme.



STAR! ! ! ! !



HOUSE



TREE! ! ! ! ! ! !



CAKE !



RAKE! ! ! ! ! !



CAR



FROG! ! !! ! ! ! !



BEE



MOUSE! ! ! ! ! !



DOG

Name _____

Date _____

Word Family Match

Draw a line connecting the two words that share the same ending sound.




dot



pit

dig



wig

wet



hot

Rhyming Raindrops

COLOR THEN CUT OUT THE RHYMING RAINDROPS ATT PAGE AND GLUE THEM ONTO THE UMBRELLA.



FROG

DOG

JOG

HOG

MAN

LOG

SUN

FOG

CAT



Word Family Match

Draw a line connecting the two words that
are in the same word family.

hit



big

pet


met

mat



sit

got



Starting with the first word, change one letter to make the next word.



h a t




























Letter Bingo 1

	A	B	C	D	E	
	F	G	H	I	J	
	K	L	M	N	O	
	P	Q	R	S	T	
	U	V	W	X	Y	
						




INSTRUCTIONS: Color these circles and cut them out to use as chips, or grab a marker and cross them out as you go.

BONUS QUESTION: What letter is missing?
After you get BINGO, color in all the letters.

Letter Roll

READING

Have a grown-up
cut out and put all
the dice together.



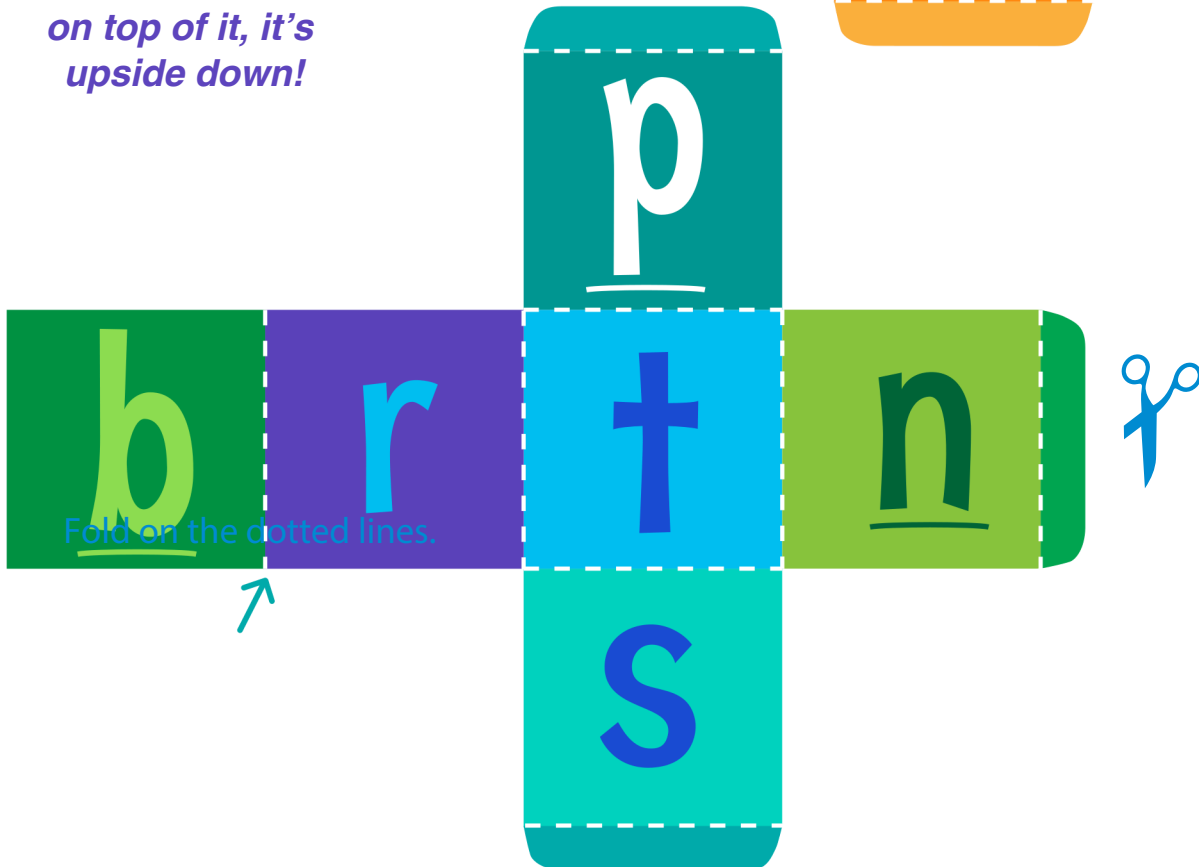
Fold on the dotted lines.



TIP:

If a letter has an underline, it's right side up.

If a letter has a line on top of it, it's upside down!



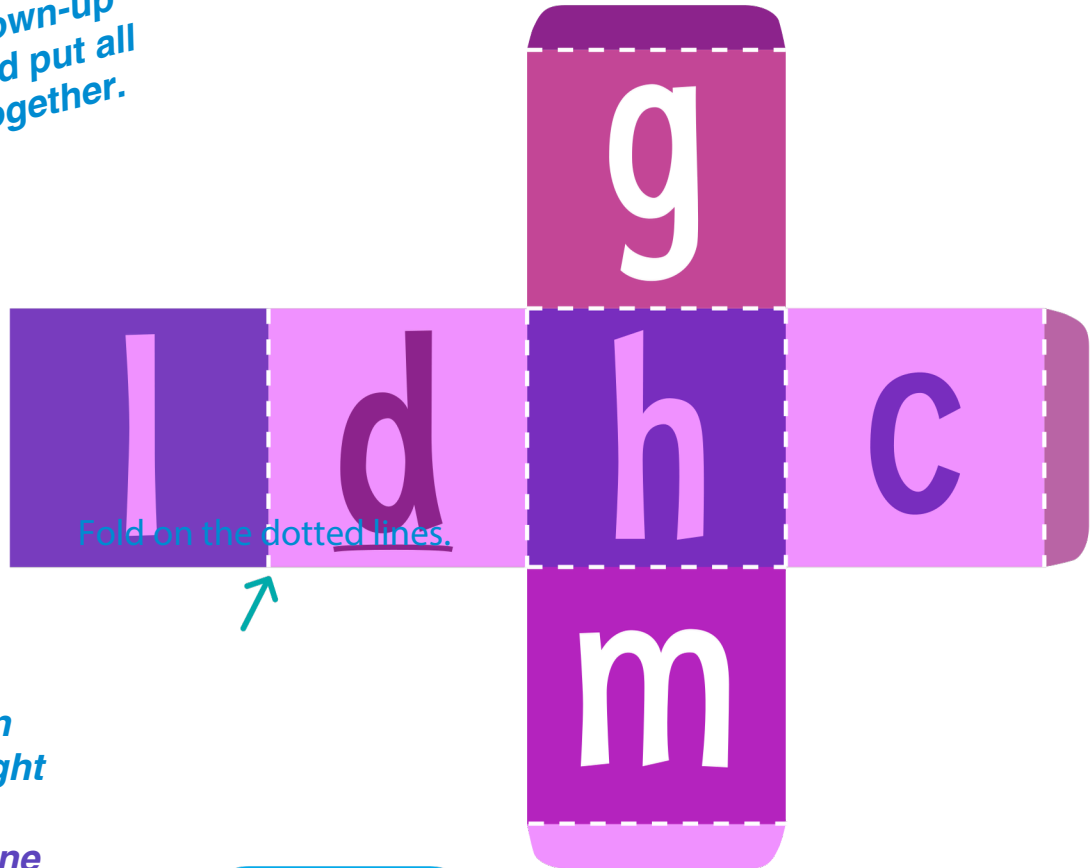
Fold on the dotted lines.



Letter Roll

READING

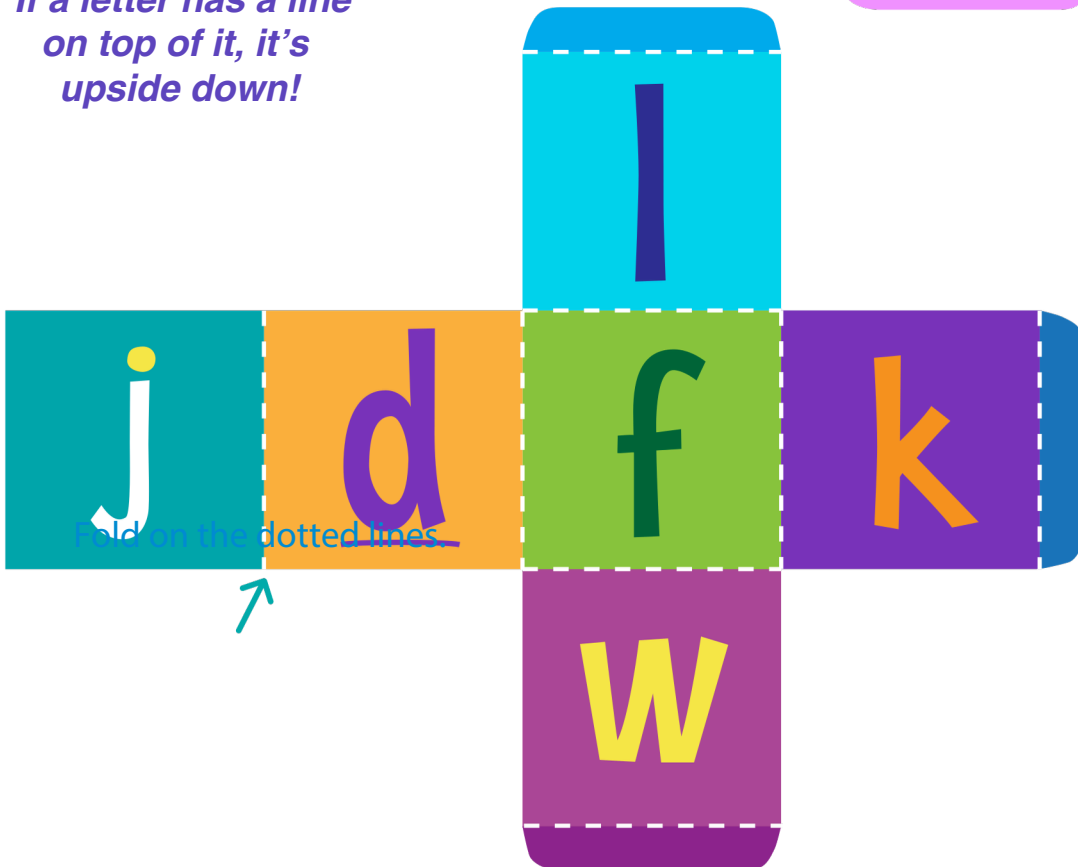
Have a grown-up
cut out and put all
the dice together.



Fold on the dotted lines.



TIP:
If a letter has an
underline, it's right
side up.
If a letter has a line
on top of it, it's
upside down!



Fold on the dotted lines.



is an Education.com reading superstar

Great job!

