

Digraphs

Ending Digraphs: Sound it Out!



peach



brick



moth

Phonics



Name: _____

Grade: _____


DIGRAPH SOUND IT OUT!



Say the name of the picture and listen to the ending sound. Then, circle the correct ending digraph you hear.




ch sh th ck ng



ch sh th ck ng



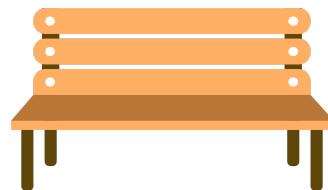
ch sh th ck ng



ch sh th ck ng



ch sh th ck ng



ch sh th ck ng




Name: _____

Grade: _____

DIGRAPH SOUND IT OUT!



Say the name of the picture and listen to the ending sound. Then, circle the correct ending digraph you hear.



ch sh th ck ng



ch sh th ck ng



ch sh th ck ng



ch sh th ck ng



ch sh th ck ng



ch sh th ck ng




Name: _____

Grade: _____


DIGRAPH SOUND IT OUT!




Say the name of the picture and listen to the ending sound. Then, circle the correct ending digraph you hear.




ch	sh	th	ck	ng
----	----	----	----	----



ch	sh	th	ck	ng
----	----	----	----	----



ch	sh	th	ck	ng
----	----	----	----	----



ch	sh	th	ck	ng
----	----	----	----	----



ch	sh	th	ck	ng
----	----	----	----	----



ch	sh	th	ck	ng
----	----	----	----	----




Name: _____

Grade: _____

DIGRAPH SOUND IT OUT!



Say the name of the picture and listen to the ending sound. Then, circle the correct ending digraph you hear.



ch

sh

th

ck

ng




ch

sh

th

ck

ng



ch

sh

th

ck

ng



ch

sh

th

ck

ng



ch

sh

th

ck

ng



ch

sh

th

ck

ng



Name: _____

Grade: _____

DIGRAPH SOUND IT OUT!



Say the name of the picture and listen to the ending sound. Then, circle the correct ending digraph you hear.



ch sh th ck ng




ch sh th ck ng



ch sh th ck ng



ch sh th ck ng



ch sh th ck ng



ch sh th ck ng